

Body Condition in Birds in Two Landscapes of the Upper Magdalena Valley, Colombia

Jessica Nathalia Sánchez-Guzmán¹
Universidad del Tolima

Sergio Losada-Prado²
Universidad del Tolima

Recibido: 23 de marzo de 2019

Aceptado: 13 de junio de 2019

Pag. 25-40

Abstract

The body condition (BC) is the sum of factors such as the state of energy reserves, the degree of health and the physiological wear of an individual. Despite its importance and the existence of a wide range of methodologies to measure it, in the Neotropic there are few works that value this variable in contrast to environmental conditions. The aim of this study was to analyze the BC during the years 2012-2013 of 13 bird species in two intervened landscapes in the tropical dry forest, located in the north of Tolima and the southwest of Huila in the region of the upper Magdalena Valley (UVM). The BC of species was assessed using the scaled mass index (SMI), using morphometric data such as wing chord, tarsal length and body mass. Significant differences were found in the SMI between landscapes and climatic seasons in the species *Formicivora grisea*, *Saltator striatipectus*, *Sporophila schistacea* and *Basileuterus rufifrons*. It was concluded that environmental variables evaluated affect the BC of some species but not the avifauna in general, mainly due to the effect of these variables on the availability of resources, the necessary energy spending to obtain them and the sensitivity of species to environmental changes.

Keywords: body mass, climatic season, morphometry, scaled mass index, tropical dry forest.

Doi: 10.25100/rc.v23i1.8620

Orcid: ¹0000-0002-2181-8325

²0000-0001-6916-3893

Condición corporal en aves en dos paisajes del alto valle del Magdalena, Colombia

Resumen

La condición corporal (CC) constituye la suma de factores como el estado de las reservas energéticas, el grado de salud y el desgaste fisiológico de un individuo. Pese a su importancia y la existencia de una amplia gama de metodologías para medirla, en el Neotrópico son pocos los trabajos que valoran esta variable en contraste con las condiciones ambientales. El objetivo de este estudio

fue analizar la CC durante los años 2012-2013 de 13 especies de aves en dos paisajes intervenidos en el bosque seco tropical, ubicados al norte del Tolima y suroccidente del Huila en la región del alto valle del Magdalena (AVM). Se valoró la CC de las especies empleando el Índice de Masa Escalado (IME), empleando datos morfométricos como: ala cuerda, longitud del tarso y masa corporal. Se encontraron diferencias significativas en el IME entre los paisajes y las épocas climáticas en las especies *Formicivora grisea*, *Saltator striatipectus*, *Sporophila schistacea* y *Basileuterus rufifrons*. Se concluyó que las variables ambientales evaluadas inciden en la CC de algunas especies, pero no en la avifauna en general, debido principalmente al efecto de estas variables sobre la disponibilidad de recursos, el gasto energético necesario para su obtención y la sensibilidad de la especie a los cambios ambientales.

Palabras clave: masa corporal, temporada climática, morfometría, índice de masa escalada, bosque seco tropical.

1 Introduction

The body condition (BC) is defined as a multiple level phenomenon⁽¹⁾ constituted by factors such as the nutritional status^(2,3), the state of health and the degree of physiological wear of an individual⁽³⁻⁷⁾. Because this variable is a key feature in evolutionary ecology, the ethology, management, and the species conservation, it has become an important aspect in ornithological research⁽⁸⁾, which has led to the emergence in recent years of numerous indices inferred from morphological, physiological or biochemical measurements of traits with effects on the biological effectiveness of individuals, which seek to simplify data collection in the field and reduce their sacrifice^(1,8,9), allowing the animal to renew its daily behavior, an important factor in the long-term study of species.

Most studies on BC in birds are focused on relating this variable with factors such as activity patterns (migration, mating, competition, winter and social behavior), reproduction and moult⁽¹⁰⁻¹³⁾, considering to a lesser extent the influence of external environmental conditions⁽¹⁾. In this sense, worldwide, slightly more than 20 % of works devoted to BC are focused on evaluating effects of variables such as the temperature⁽¹⁴⁾, the season⁽¹⁵⁻¹⁷⁾, the climatic season^(18,19), the urbanization⁽²⁰⁾ and the habitat fragmentation⁽²¹⁾, which have shown to have an effect on the BC of individuals and their populations.

Studying individually the BC of birds can provide useful information when taking decisions that affect the attributes of the habitat or serve to interpret the population dynamics of species and manage them particularly in a changing climate scenario⁽¹⁵⁾. However, on a Neotropical scale, works that evaluate the BC in wild birds are few (i.e. ^{12,13,18,19,21-23}) and research studies that are focused in analyzing how characteristics of the landscape, the geographic variation or the climatic season affect this variable are scarce^(16,18,19,24,25). In this context, the aim of our study was to analyze the BC of 13 bird species in two highly intervened landscapes in the tropical dry forest life zone, located in the north of Tolima and the southwest of Huila in the upper Magdalena Valley region.

2 Materials and Methods

2.1 Study Area

The study was done at the Northern Regional University Center (NRUC, Landscape 1), located in the municipality of Armero-Guayabal, Tolima (05°00'38.9" North; 74°54'47.1" West; 275 to 550 m) and in the localities El Tabor (ET: El Pederal rural settlement, 02°18'50.8" North, 75°40'08.8" West, 810 meters above sea level) and La Ensilada (LE: Domingo Arias rural settlement, 02°22'57.2" North; 75°37'47.7" West; 1081 m) (ET-LE; Landscape 2) located in the municipalities of El Agrado and Paicol, Huila, during years 2012 and 2013.

Landscapes are separated from each other in distance by 310 km approximately. They are located in the upper Magdalena Valley and have characteristics of the tropical dry forest life zone. Due to the fertility of its soils, this area has been a point of development of human populations and an object of transformation. Therefore, both landscapes mosaics are dominated by agricultural and livestock areas (crops, pastures and bare soils), finding lesser natural coverages (remnants of forest with relictual conditions, secondary forests, bodies of water, rocky outcrops, among others) and human infra-structure ^(26,27).

The Huila landscape (ET-LE: average rainfall 1,791 mm, average temperature 28° C) has vegetation cover such as secondary forests, gallery forests, scrubs and grasslands, which are dominated by species of the families Fabaceae, Poaceae and Euphorbiaceae ⁽²⁸⁾. Meanwhile, the Tolima landscape (NRUC: average rainfall 900-1,800 mm, average temperature 26° C-28° C) has coverages such as secondary forests, gallery forests, scrubs, living fences, crops and pastures, where the dominant plants species belong to the families Poacea, Meliaceae, Zygophyllaceae, and Fabaceae ^(29,30).

2.2 Data Collection

During the field phase, monthly samplings were made using 10 mist nets (2.5 m x 12 m; 36 mm mesh) which in the NRUC were operated for two days and one morning per month during six months (2012: January, February, May, July and December; 2013: March) from 06:00 h -11:00 h and 15:00 h -17:30 h (total sampling effort: 1,200 h-net) within the Bird Monitoring Program developed by the Zoology Research Group of the University of Tolima, and in ET-LE mist-nets were operated for seven days per month during 12 months (February-December 2012; January 2013) from 06:00-11:00 (total sampling effort: 4,200 h-net). The captured individuals were determined up to the specie level, and their body mass information (g), wing chord length (mm) and tarsal length (mm) were recorded in field formats (measured through. A 500 g digital balance \pm 0.1 g precision, a 150 mm stopped rule and a 150 mm dial caliper \pm 0.1 mm precision respectively, were used).

The selection of species to be evaluated was made taking into account their resident status, their capture in at least four months of sampling, the total number of records obtained ($n \geq 5$) and the registration of individuals in both climatic seasons (dry-rainy, $n \geq 2$ for each season); obtaining a sample size of 457 captures (245 in NRUC and 212 in ET-LE) distributed in two orders, six families and 13 species with five to 43 individuals (Table 1) was obtained.

Table 1. Number of captures (n) per landscape, selected character and description of model $M = aL^b$ in 13 bird species in the tropical dry forest region of the upper Magdalena Valley during years 2012 and 2013 (NRUC: Northern Regional University Center, Tolima; ET-LE: El Tabor and La Ensillada, Huila).

Species	n NRUC	n ET-LE	Character best model (mm)	Model NRUC	Model ET-LE
Common Ground-dove	31	30	Tarsus length	$M = 3.16(L)^{0.07}$	$M = 3.28(L)^{0.04}$
Ruddy Ground-dove	40	9	Tarsus length	$M = 3.64(L)^{0.02}$	$M = 7.14(L)^{-0.61}$
White-fringed Antwren	12	12	Tarsus length	$M = 1.8(L)^{0.24}$	$M = 0.68(L)^{1.16}$
Mouse-colored Tyrannulet	20	7	Tarsus length	$M = 7.8(L)^{0.22}$	$M = 0.36(L)^{1.74}$
White-bearded Manakin	12	5	Tarsus length	$M = 1.78(L)^{0.38}$	$M = 0.96(L)^{0.96}$
Gray-headed Tanager	6	20	Tarsus length	$M = 3.8(L)^{-0.1}$	$M = 3.3(L)^{0.02}$
Crimson-backed Tanager	8	11	Wing chord length	$M = 1.87(L)^{0.38}$	$M = 3.34(L)^{-0.01}$
Streaked Saltator	16	21	Tarsus length	$M = 1.54(L)^{0.38}$	$M = 0.94(L)^{0.87}$
Blue-black Grassquit	27	23	Tarsus length	$M = 3.52(L)^{0.02}$	$M = 1.49(L)^{0.8}$
Ruddy-breasted Seed eater	36	13	Tarsus length	$M = 2.08(L)^{-0.04}$	$M = 0.09(L)^{3.16}$
Slate-colored Seed eater	10	6	Wing chord length	$M = 0.62(L)^1$	$M = 0.11(L)^{2.26}$
Pileated Finch	15	12	Tarsus length	$M = 2.49(L)^{0.1}$	$M = 1.47(L)^{0.58}$
Rufous-capped Warbler	12	43	Wing chord length	$M = 0.62(L)^{0.97}$	$M = 2.31(L)^{0.04}$

The order Columbiformes (family Columbidae) was represented by Common Ground-dove (*Columbina passerina*) and Ruddy Ground-dove (*Columbina talpacoti*), while the order Passeriformes was represented by White-fringed Antwren (*Formicivora grisea*) (Thamnophilidae); Mouse-colored Tyrannulet (*Phaeomyias murina*) (Tyrannidae); White-bearded Manakin (*Manacus manacus*) (Pipridae); Gray-headed Tanager (*Eucometis penicillata*), Crimson-backed Tanager (*Ramphocelus dimidiatus*), Streaked Saltator (*Saltator striatipectus*), Blue-black Grassquit (*Volatinia jacarina*), Ruddy-breasted Seedeater (*Sporophila minuta*), Slate-colored Seedeater (*Sporophila schistacea*), Pileated Finch (*Coryphospingus pileatus*) (Thraupidae) and Rufous-capped Warbler (*Basileuterus rufifrons*) (Parulidae).

2.3 Scaled Mass Index

The BC by species was estimated using the Scaled Mass Index (SMI) proposed⁽³⁾, which was calculated through the formula $\hat{M}_i = M_i \left[\frac{L_0}{L_1} \right]^{b_{SMA}}$ (L_0 = arithmetic mean), using the data corresponding to wind chord length, tarsal length (L) and body mass (M). For each species, the regression between the body mass and each corporal length evaluated was plotted, temporarily eliminating the atypical data by means of the Box-Plot method. The selection of the body length that works as the best predictor of the mass was made taking into account the highest Pearson regression index obtained from the regression between (a) body mass and wind chord length, and (b) body mass and tarsus length for each species. This last analysis was done through the InfoStat program which uses the Akaike Information Criterion (AIC) for the selection of the best model (See^{3,19} for a more detailed explanation of the SMI) (Table 1).

2.4 Data Analysis

The variation in the SMI between landscapes and climatic seasons was determined by the nonparametric method of Kruskal-Wallis once the assumptions of normality (Shapiro-Wilks) and homoscedasticity (Levene's test) were rejected. All analyses were performed with the InfoStat® program⁽³¹⁾ using a significance level of 0.05.

3 Results

The species White-fringed Antwren ($H= 11.21$, $N= 24$, $P= 0.01$), Streaked Saltator ($H= 10.36$, $N= 37$, $P= 0.01$, $df= 1$), Slate-colored Seedeater ($H= 4.03$, $N= 16$, $P= 0.04$, $df= 1$) and Rufous-capped Warbler ($H= 14.06$, $N= 55$, $P= 0.01$, $df= 1$) showed significant differences in the SMI between landscapes (Figure 1), while the species Common Ground-dove ($H= 0.08$, $N= 61$, $P= 0.77$, $df= 1$), Ruddy Ground-dove ($H= 3.7$, $N= 49$, $P= 0.05$, $df= 1$), Mouse-colored Tyrannulet ($H= 0.31$, $N= 27$, $P= 0.58$, $df= 1$), White-bearded Manakin ($H= 1.6$, $N= 17$, $P= 0.23$, $df= 1$), Gray-headed Tanager ($H= 0.73$, $N= 26$, $P= 0.39$, $df= 1$), Crimson-backed Tanager ($H= 0.14$, $N= 19$, $P= 0.73$, $df= 1$), Blue-black Grassquit ($H= 0.52$, $N= 50$, $P= 0.47$, $df= 1$), Ruddy-breasted Seedeater ($H= -22.87$, $N= 49$, $P > 0.99$, $df= 1$) and Pileated Finch ($H= 3$, $N= 27$, $P= 0.08$, $df= 1$) didn't show differences (Table 2).

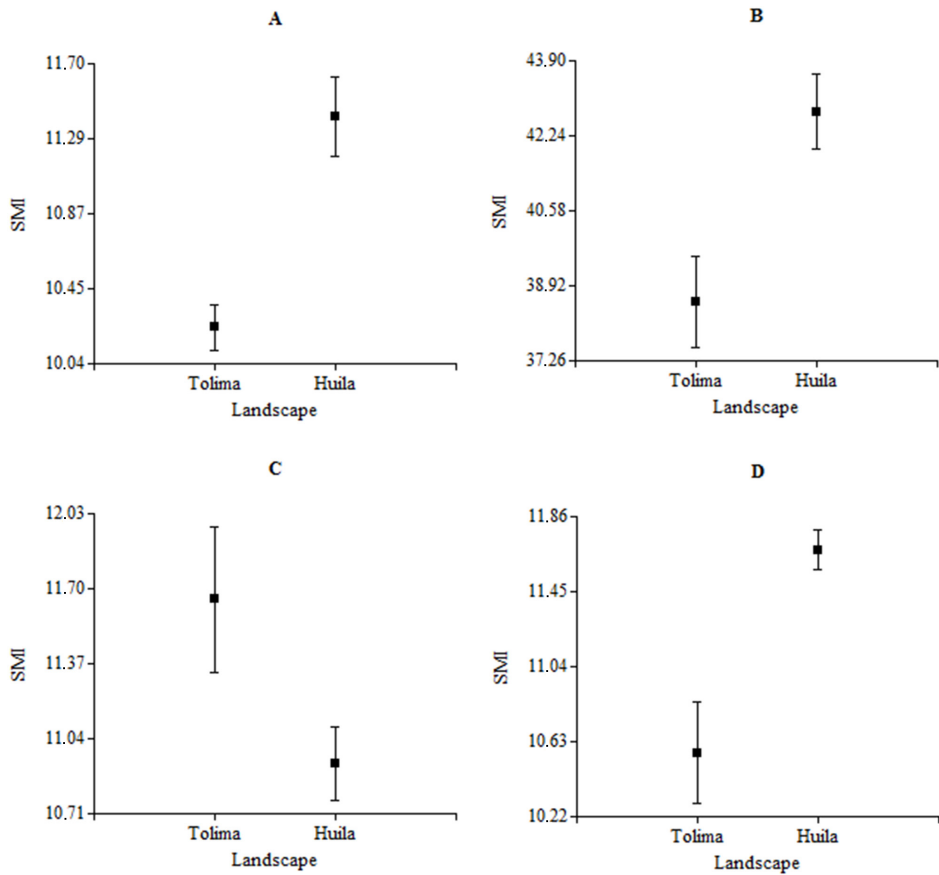


Figure 1. Scaled Mass Index (\pm SE) of some species of birds between landscapes (NRUC: Northern Regional University Center, Tolima vs ET-LE: El Tabor and La Ensilada, Huila), A) White-fringed Antwren (*F. grisea*); B) Streaked Saltator (*S. striatipectus*); C) Slate-colored Seedeater (*S. schistacea*); D) Rufous-capped Warbler (*B. rufifrons*) in years 2012 and 2013.

Table 2. Mean values of Scaled Mass Index (\pm SE) per landscape (NRUC: Northern Regional University Center, Tolima; ET-LE: El Tabor and La Ensellada, Huila), in 13 bird species in the tropical dry forest region of the upper Magdalena Valley during years 2012 and 2013.

Species	Mean SMI (\pm SE) NRUC	Mean SMI (\pm SE) ET-LE	Species	Mean SMI (\pm SE) NRUC	Mean SMI (\pm SE) ET-LE
Common Ground-dove	31.88 \pm 5.23	31.61 \pm 3.88	Streaked Saltator	38.57 \pm 1.01	42.76 \pm 0.83
Ruddy Ground-dove	40.49 \pm 1.15	44.83 \pm 1.69	Blue-black Grassquit	9.46 \pm 0.17	9.39 \pm 0.2
White-fringed Antwren	10.24 \pm 0.13	11.41 \pm 0.22	Ruddy-breasted Seedeater	7.46 \pm 0.15	7.59 \pm 0.43
Mouse-colored Tyrannulet	9.78 \pm 0.18	9.67 \pm 0.29	Slate-colored Seedeater	11.65 \pm 0.32	10.93 \pm 0.16
White-bearded Manakin	15.00 \pm 0.62	15.30 \pm 0.22	Pileated Finch	15.99 \pm 0.22	15.44 \pm 0.15
Gray-headed Tanager	30.53 \pm 0.82	29.93 \pm 0.35	Rufous-capped Warbler	10.57 \pm 0.27	11.67 \pm 0.11
Crimson-backed Tanager	26.20 \pm 0.57	27.09 \pm 0.85			

On the other hand, when comparing the SMI values in the rainy season between landscapes, we find that the species Streaked Saltator ($H= 4.04$, $N= 21$, $P= 0.04$, $df= 1$) and Rufous-capped Warbler ($H= 9.84$, $N= 30$, $P= 0.01$, $df= 1$) showed significant differences (Figure 2). However the species Common Ground-dove ($H= 0.01$, $N= 27$, $P= 0.92$, $df= 1$), Ruddy Ground-dove ($H= 0.19$, $N= 16$, $P= 0.71$, $df= 1$), White-fringed Antwren ($H= 3.75$, $N= 10$, $P= 0.06$, $df= 1$), Mouse-colored Tyrannulet ($H= 1.13$, $N= 11$, $P= 0.35$, $df= 1$), White-bearded Manakin ($H= 1.78$, $N= 8$, $P= 0.21$, $df= 1$), Gray-headed Tanager ($H= 1.04$, $N= 17$, $P= 0.33$, $df= 1$), Crimson-backed Tanager ($H= 0.72$, $N= 12$, $P= 0.44$, $df= 1$), Blue-black Grassquit ($H= 0.46$, $N= 29$, $P= 0.5$, $df= 1$), Ruddy-breasted Seedeater ($H= 2.72$, $N= 20$, $P= 0.1$, $df= 1$), Slate-colored Seedeater ($H= 0$, $N= 5$, $P > 0.99$, $df= 1$) and Pileated Finch ($H= 2.78$, $N= 14$, $P= 0.1$, $df= 1$) didn't show such differences.

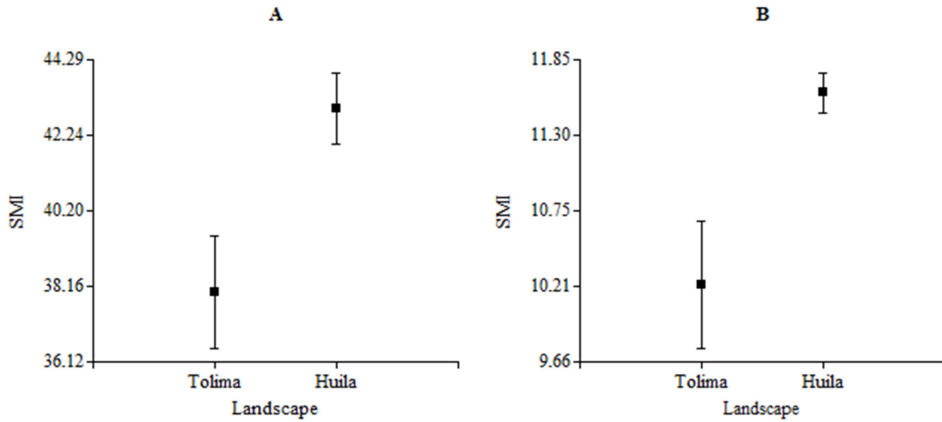


Figure 2. Scaled Mass Index (\pm SE) of some species of birds between landscapes during the rainy season (NRUC: Regional University Center of the North, Tolima vs ET-LE: El Tabor and La Ensellada, Huila), A) Streaked Saltator (*S. striatipectus*); B) Rufous-capped Warbler (*B. rufifrons*) in years 2012 and 2013.

In the same way, when values of SMI are compared in the dry season between landscapes, we find that the species White-fringed Antwren ($H= 7.47$, $N= 14$, $P= 0.01$, $df= 1$), Slate-colored Seedeater ($H= 5.14$, $N= 11$, $P= 0.02$, $df= 1$) and Rufous-capped Warbler ($H= 5.1$, $N= 25$, $P= 0.02$, $df= 1$) showed significant differences (Figure 3), while the species Common Ground-dove ($H= 0.31$, $N= 34$, $P= 0.58$, $df= 1$), Ruddy Ground-dove ($H= 0.39$, $N= 33$, $P= 0.53$, $df= 1$), Mouse-colored Tyrannulet ($H= 0$, $N= 16$, $P > 0.99$, $df= 1$), White-bearded Manakin ($H= 0.07$, $N= 9$, $P= 0.86$, $df= 1$), Gray-headed Tanager ($H= 0$, $N= 9$, $P > 0.99$, $df= 1$), Crimson-backed Tanager ($H= 0.5$, $N= 7$, $P= 0.63$, $df= 1$), Streaked Saltator ($H= 2.61$, $N= 16$, $P= 0.12$, $df= 1$), Blue-black Grassquit ($H= 0.1$, $N= 21$, $P= 0.75$, $df= 1$), Ruddy-breasted Seedeater ($H= 0.11$, $N= 29$, $P= 0.74$, $df= 1$) and Pileated Finch ($H= 1.4$, $N= 13$, $P= 0.27$, $df= 1$) didn't show such differences for the variable in question. Ruddy-breasted Seedeater ($H= 5.53$, $N= 36$, $P= 0.02$, $df= 1$) was the only species that showed significant differences in its SMI between the dry and rainy period only in the Tolima landscape (NRUC), while in the Huila landscape (E-T) none of species showed significant differences in their BC between climatic seasons (Table 3).

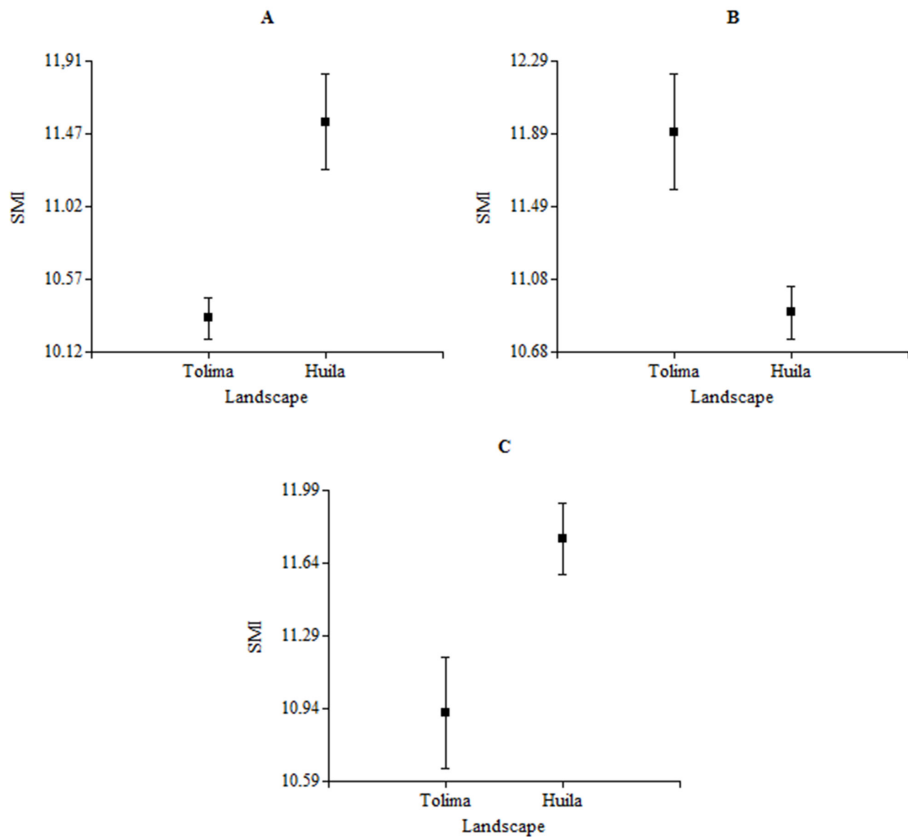


Figure 3. Scaled Mass Index (\pm SE) of some bird species between landscapes during the dry period (NRUC: Regional University Center of the North, Tolima vs ET-LE: El Tabor and La Ensillada, Huila), A) White-fringed Antwren (*F. grisea*); B) Slate-colored Seedeater (*S. schistacea*) y C) Rufous-capped Warbler (*B. rufifrons*) in years 2012 and 2013.

Table 3. Mean values of the Scaled Mass Index (\pm SE) and Kruskal-Wallis (K-W) test results of 13 bird species in each climatic season in the tropical dry forest region of the upper Magdalena Valley during years 2012 and 2013 (NRUC : Northern Regional University Center, Tolima vs ET-LE: El Tabor and La Ensilada, Huila).

Species	Mean SMI NRUC				K-W	Mean SMI ET-LE				K-W
	<i>n</i>	Dry	<i>n</i>	Rainy		<i>n</i>	Dry	<i>n</i>	Rainy	
Common Ground Dove	20	32.53 \pm 1.37	11	30.70 \pm 0.88	$H= 0.49 P= 0.48$	14	31.43 \pm 0.97	16	31.76 \pm 1.05	$H= 3.90 \times 10^{-3}$ $P= 0.95$
Ruddy Ground Dove	30	38.80 \pm 1.1	10	45.57 \pm 2.77	$H= 2.20 P= 0.14$	3	41.13 \pm 2.03	6	46.68 \pm 1.99	$H= 2.40 P= 0.17$
White-fringed Antwren	9	10.33 \pm 0.13	3	9.97 \pm 0.33	$H= 0.08 P= 0.36$	5	11.54 \pm 0.29	7	11.31 \pm 0.32	$H= 2.91 P= 0.8131$
Mouse-colored Tyrannulet	11	9.62 \pm 0.26	9	9.97 \pm 0.27	$H= 0.98 P= 0.32$	5	9.80 \pm 0.40	2	9.35 \pm 0.05	$H= 2.40 P= 0.86$
White-bearded Manakin	6	16.07 \pm 1.01	6	13.93 \pm 0.45	$H= 0.41 P= 0.12$	3	15.37 \pm 0.27	2	15.20 \pm 0.5	$H= 0.75 P= 0.70$
Gray-headed Tanager	2	30.15 \pm 2.45	4	30.73 \pm 0.8	$H= 0.21 P= 0.8$	7	30.04 \pm 0.62	13	29.86 \pm 0.44	$H= 0.04 P= 0.84$
Crimson-backed Tanager	4	26.70 \pm 0.23	4	25.70 \pm 1.14	$H= 3.00 P= 0.26$	3	26.03 \pm 0.96	8	27.49 \pm 1.12	$H= 2.67 P= 0.40$
Streaked Saltator	13	38.70 \pm 1.21	3	38.00 \pm 1.51	$H= 4.50 \times 10^{-3}$ $P= 0.9$	3	41.63 \pm 0.44	18	42.95 \pm 0.97	$H= 0.06 P= 0.80$
Blue-black Grassquit	12	9.68 \pm 0.25	15	9.27 \pm 0.23	$H= 0.77 P= 0.38$	9	9.63 \pm 0.38	14	9.24 \pm 0.22	$H= 0.72 P= 0.39$
Ruddy-breasted Seedeater	22	7.23 \pm 0.13	14	7.84 \pm 0.31	$H= 5.53 P= 0.02$	7	7.97 \pm 0.56	6	7.15 \pm 0.66	$H= 0.73 P= 0.42$
Slate-colored Seedeater	7	11.90 \pm 0.32	3	11.07 \pm 0.73	$H= 0.01 P= 0.48$	4	10.90 \pm 0.15	2	11.00 \pm 0.50	$H= 0.86 P > 0.99$
Pileated Finch	10	15.84 \pm 0.22	5	16.30 \pm 0.52	$H= 1.50 P= 0.24$	3	15.23 \pm 0.41	9	15.51 \pm 0.16	$H= 0.31 P= 0.48$
Rufous-capped Warbler	6	10.92 \pm 0.27	6	10.22 \pm 0.46	$H= 3.69 P= 0.38$	19	11.75 \pm 0.17	24	11.61 \pm 0.14	$H= 0.37 P= 0.54$

4 Discussion

The absence of significant differences in the BC between landscapes in nine of the evaluated species suggests that in a large part of the resident bird populations of tropical dry forest of the upper Magdalena Valley this variable behaves similarly in this region of Colombia. However, in four species it is evident that their individuals are affected by characteristics of each landscape, so the highest values in the Slate-colored Seedeater's SMI in the Tolima landscape can be related to its trophic guild, since this species feeds mainly on seeds of Poaceae⁽³²⁾, which are highly dominant within the NRUC. On the other hand, White-fringed Antwren, Streaked Saltator and Rufous-capped Warbler showed the highest SMI values in the Huila landscape; being mainly insectivorous or frugivorous. These species BC is favored in less mature habitats and with greater vertical vegetation heterogeneity -as the case of ET-LE-, since these provide a greater abundance and diversity of insects⁽³³⁾, and their production of fruits -favored by high levels of light that reach the undergrowth thanks to its open canopy- can be higher and more constant compared to slightly more mature habitats⁽³⁴⁾.

This result is similar to that reported by⁽²⁵⁾, who despite finding significant differences in the BC of two populations of Chestnut-backed Antbird (*Poliocrania exsul*) in agricultural landscapes of southwestern Costa Rica (Los Cusingos and Boruca), registered that in general, populations of this species don't present BC values different from others located in fragmented landscapes on the Atlantic side of the country, suggesting that Chestnut-backed Antbird doesn't affect its BC due to landscape conditions (fragmentation).

On the other hand, the assessment of the SMI between landscapes for each climatic season showed that the lack of significant differences in nine of the species could be explained by the hypothesis that a poor quality habitat doesn't restrict individuals when climatic conditions are optimal⁽³⁵⁾ and almost stable⁽¹⁹⁾, or that in these species the percentage of dominant birds (males and adults) and subordinates (females and juveniles) doesn't vary significantly throughout the year, so success in obtaining sufficient resources to maintain the BC and persist through the climatic periods will be constant⁽²⁴⁾. However, this does not apply to the community in general, since four of the species present significant differences in their BC between landscapes in such a way that during the rainy period Streaked Saltator and Rufous-capped Warbler showed the highest values in the Huila landscape, while during the dry period White-fringed Antwren and Rufous-capped Warbler showed the highest values in the Huila landscape and Slate-colored Seedeater in the Tolima landscape.

In addition, the absence of significant differences in the SMI when its changes are evaluated in both climatic season within each landscape suggests that variation in climatic and environmental factors (linked to changes in precipitation) in the tropical dry forest of the upper Magdalena Valley does not affect the BC of the species, which is similar to that obtained by⁽³⁶⁾ who found that individuals of the Common Reed Bunting (*Emberiza schoeniclus*) in Poland do not present significant seasonal differences in BC.

In our study, the only exception to this pattern was the Ruddy-breasted Seedeater, in which the SMI showed significant differences between climatic periods in the Tolima landscape, presenting the highest values during the rainy season. This could be due to

the fact that rains are essential for many Passeriformes, because during this period there is a greater abundance of insects and their larvae⁽³⁷⁻⁴⁰⁾, which are an important source of food even for non-insectivorous species⁽⁴¹⁾ such as the species in question, which feeds mainly on seeds of plants of the Poaceae and Cyperaceae families but sporadically consumes Hymenoptera and Orthoptera insects⁽⁴²⁾. In addition, this result is similar to that reported by (Angelier F, Tonra CM, Holberton RL, Marra PP, 2011)⁽³⁵⁾ who found that in the American Redstart (*Setophaga ruticilla*), the physical condition presents the highest values at the time with the highest rainfall.

We conclude that comparing distant landscapes with similar abiotic characteristics, some species can present significant differences in their BC, which can be given by specific factors of each habitat. In addition, we show how the climatic season can affect the BC of some bird species present in the tropical dry forest of the upper Magdalena Valley but does not significantly influence the BC of the community in general. We recommend making studies in the Neotropics relating BC with variables such as vegetation structure, inter and intraspecific competition and food availability.

Acknowledgments. Authors thanks to the Zoology Research Group of the University of Tolima for providing the data.

References

1. Brown ME. Assessing body condition in birds. In: Nolan VJr, Ketterson ED, Editors. Current Ornithology. New York, USA: Plenum Press; 1996; 67-135.
2. Krebs CJ, Singleton CR. Indexes of Condition for Small Mammals. Australian Journal of Zoology. [Accessed 26/01/2019]. 1993; 41(4): 317-323. Doi: 10.1071/ZO9930317.
3. Peig J, Green AJ. New perspectives for estimating body condition from mass/length data: scaled mass index as an alternative method. Oikos. 2009; 118(12): 1883-1891. Doi: 10.1111/j.1600-0706.2009.17643.x.
4. Schluter D, Gustafsson L. Maternal inheritance of condition and clutch size in collared flycatcher. Evolution. 1993; 47(2): 658-667. Doi: 10.1111/j.1558-5646.1993.tb02119.x.
5. Schulte-Hostedde AI, Millar JS, Hickling GJ. Evaluating body condition in small mammals. Canadian Journal of Zoology. 2001; 79(6): 1021-1029. Doi: 10.1139/cjz-79-6-1021.
6. Schulte-Hostedde AI, Zinner B, Millar JS, Hickling GJ. Restitution of mass-size residuals: validating body condition indices. Ecology; 2005; 86(1): 155-163. Doi: 10.1890/04-0232.
7. Peig J, Green AJ. Paradigm of body condition: a critical reappraisal of current methods based on mass and length. Functional Ecology. 2010; 24(6): 1323-1332. Doi: 10.1111/j.1365-2435.2010.01751.x.

8. Labocha MK, Hayes JP. Morphometric indices of body condition in birds: a review. *J. Ornithology*. 2012; 153(1): 1-22. Doi: 10.1007/s10336-011-0706-1.
9. Núñez-Cebrián C, Canestrari D, Baglione V. Evaluación de la condición física en las aves y su aplicación a los estudios etológicos. *Etología*. 2011; 23: 13-42. Available in: http://ecoevo.uvigo.es/web-see/pdfs/Etologia_vol.23.pdf.
10. Moe B, Langseth I, Fyhn M, Gabrielsen GW, Bech C. Changes in body condition in breeding kittiwakes *Rissa tridactyla*. *Journal of Avian Biology*. 2002; 33(3): 225-234. Doi: 10.1034/j.1600-048X.2002.330304.x.
11. Capllonch P, Álvarez ME, Blendinger PG. Sobre la migración de *Elaenia albiceps chilensis* (Aves: Tyrannidae) en Argentina. *Acta Zoológica Lilloana* 2011 55(2): 229-246. Accessed: 25/01/2019. Available in: <http://lillo.org.ar/reviz/zoo/2011/v55n2/v55n2a07.pdf>.
12. Bayly NJ, Gómez C. Comparison of autumn and spring migration strategies of Neotropical migratory landbirds in northeast Belize. *Journal of Field Ornithology*. 2011; 82(2): 117-131. Doi: 10.1111/j.1557-9263.2011.00314.x.
13. Bayly NJ, Gómez C, Hobson KA, González AM, Rosenberg KV. Fall migration of Veery (*Catharus fuscescens*) in northern Colombia: determining energetic importance of a stopover site. *The Auk*. 2012; 129(3): 449-459. Doi: 10.1525/auk.2012.11.188.
14. Lovvorn JR. Nutrient reserves, probability of cold spells and question of reserve regulation in wintering Canvasbacks. *Journal of Animal Ecology*. 1994; 63(1): 11-23. Accessed 26/01/2019. Available in: www.jstor.org/stable/pdf/5578.pdf?seq=1#page_scan_tab_contents.
15. González R, Morong C, Estades C. Variación estacional de índices de condición corporal en aves de bosque en Chile central. *Boletín Chileno Ornitología*. 2004; 10: 20-24.
16. Alzola-Chiramo R, Muñoz-Gil J, Marín-Espinoza G, Prieto-Arcas A, Andrade-Vigo J. Variación estacional de los parámetros hematológicos, hemogasodinámicos, ácido-básicos y electrolíticos en el cormorán (*Phalacrocorax brasilianus*). *Boletín del Centro de Investigaciones Biológicas*. 2009; 43(1): 59-75. Accessed: 25/01/2019. Available in: <http://produccioncientificaluz.org/index.php/boletin/article/view/144/144>.
17. Guillemain M, Green AJ, Simon G, Gauthier-Clerc M. Individual quality persists between years: individuals retain body condition from one winter to next in Teal. *Journal of Ornithology*. 2013; 154(4): 1007-1018. Doi: 10.1007/s10336-013-0968-x.
18. Sánchez-Guzmán JN. Índice de condición corporal y patrones reproductivos en aves Passeriformes asociadas a matorrales en el bosque seco tropical del norte del Tolima. Undergraduate thesis; Universidad del Tolima. Ibagué, Colombia. 2016.
19. Sánchez-Guzmán JN, Losada-Prado S, Moreno-Palacios MC. Análisis de la condición corporal de aves Passeriformes en zonas secas del norte del Alto Valle del Magdalena, Colombia. *Caldasia*. 2018; 40(1): 1-17. Doi: 10.15446/caldasia.v40n1.60284.

20. Bókony V, Seress G, Nagy S, Lendvai ÁZ, Likér A. Multiple indices of body condition reveal no negative effect of urbanization in adult house sparrows. *Landscape and Urban Planning*. 2012; 104(1): 75-84. Doi: 10.1016/j.landurbplan.2011.10.006.
21. Cárdenas-García, NS, Cortes-Cuevas, A, Quintana-López, JA, García-Espinosa, G. Condición corporal de la cerceta ala azul (*Anas discors*) obtenida por actividad cinegética en el Estado de México. *Universidad y ciencia*. 2013; 29(1): 63-74. Accessed: 24/01/2019. Available in: www.scielo.org.mx/pdf/uc/v29n1/v29n1a7.pdf.
22. Gómez C, Bayly NJ, Rosenberg KV. Fall stopover strategies of three species of thrush (Catharus) in northern South America. *The Auk*. 2014; 131(4): 702-717. Doi: 10.1642/AUK-14-56.1.
23. Hidalgo-Castellanos IA. Caracterización y comparación de la cronología de llegada de las aves migratorias de primavera a isla fuerte, en el caribe colombiano. Undergraduate thesis. Pontificia Universidad Javeriana. Bogotá, Colombia. 2014. <https://repository.javeriana.edu.co/handle/10554/11912>.
24. Saracco JF, Desante DF, Kaschube DR. Assessing Landbird Monitoring Programs and Demographic Causes of Population Trends. *The Journal of Wildlife Management*. Accessed: 26/01/2019. 2008; 72(8): 1665-1673. Doi: 10.2193/2008-129.
25. Losada-Prado S. Home-range and movements of *Myrmeciza exsul* (Aves: Thamnophilidae) in two fragmented landscapes in Costa Rica: evaluating functional connectivity. Doctoral thesis. Tropical Agricultural Research and Higher Education Center. Turrialba, Costa Rica. 2012.
26. Instituto de Investigación de Recursos Biológicos Alexander von Humboldt. El bosque seco tropical (bs-T) en Colombia 1998. Programa de inventario de la Biodiversidad Grupo de Exploraciones y Monitoreo Ambiental GEMA. Revised:15/01/2019. Available in: <http://media.utp.edu.co/ciebre/archivos/bosque-seco-tropical/el-bosque-seco-tropical-en-colombia.pdf>.
27. García H, Corzo G, Issacs P, Etter A. Distribución y estado actual de los remanentes del bioma de Bosque Seco Tropical en Colombia: insumos para su gestión. In: Pizano C, García H, Editors. *El Bosque Seco Tropical en Colombia*. Colombia. Instituto de Investigación de Recursos Biológicos Alexander von Humboldt. Bogotá. 2014; 229-251.
28. Mendoza-C H. Estructura y riqueza florística del bosque seco tropical en la región Caribe y el valle del río Magdalena, Colombia. *Caldasia*. Accessed: 16/01/2019. 199921(1): 70-94. Available in: www.jstor.org/stable/23641565.
29. Lozano-Botache LA. Patrones ecológicos de un relicto de bosque seco tropical ribereño en el C.U.R.N. de la Universidad del Tolima, Armero, Guayabal, Colombia. Master's Thesis. Universidad del Tolima. Ibagué, Colombia: 2005.
30. Reinoso-Florez G, Losada-Prado S, Villa-Navarro FA, Galindo-Espinosa EY. Desarrollo del componente de fauna: Estudios ecológicos en la zona de reubicación de fauna silvestre y plan de rescate en el vaso del embalse hasta la cota 620 msnm: Informe técnico: Grupo de Investigación en Zoología; 2013.

31. Di Rienzo JA, Casanove F, Balzarini MG, González L, Tablada M, Robledo CW. InfoStat versión 2016, Grupo InfoStat, FCA, Universidad Nacional de Córdoba, Argentina. 2016. www.infostat.com.ar.
32. del Hoyo J, Elliott A, Sargatal J, Christie DA, de Juana E. Handbook of the Birds of the World Alive. Barcelona, Spain: Lynx Edicions; 1997.
33. Naranjo LG, Chacón P. Diversidad de insectos y aves insectívoras de sotobosque en hábitats perturbados de selva lluviosa tropical. Caldasia. Accessed: 27/01/2019. 1997; 19(3): 507-520. In: www.jstor.org/stable/23641496?seq=1#page_scan_tab_contents.
34. Blake JG, Loiselle BA. Bird assemblages in second-growth and old-growth forests, Costa Rica: perspectives from mist nets and point counts. The Auk. Accessed 26/01/2019. 2001; 118(2): 304-326. Doi: 10.1093/auk/118.2.304.
35. Angelier F, Tonra CM, Holberton RL, Marra PP. Short-term changes in body condition in relation to habitat and rainfall abundance in American redstarts *Setophaga ruticilla* during non-breeding season. Journal of Avian Biology. Accessed 28/01/2019. 2011; 42(4): 335-341. Doi: 10.1111/j.1600-048X.2011.05369.x.
36. Jakubas D, Wojczulanis-Jakubas K, Glac W. Variation of reed bunting (*Emberiza schoeniclus*) body condition and haematological parameters in relation to sex, age and season. Annales Zoologici Fennici. 2011; 48(4): 243-250. Accessed 24/01/2019. Doi: 10.5735/086.048.0405.short.
37. Poulin B, Lefèbvre G, Mcneil R. Variation in bird abundance in tropical arid and semi-arid habitats. Ibis. Accessed 28/01/2019. 1993, 135(4): 432-441. Doi: 10.1111/j.1474-919X.1993.tb02116.x.
38. Lopez de Casenave JN. Estructura gremial y organización de un ensamble de aves del Desierto del Monte. Doctoral thesis. Universidad de Buenos Aires. Buenos Aires, Argentina; 2001.
39. Dugger KM, Faaborg J, Arendt WJ, Hobson KA. Understanding Survival and Abundance of Overwintering Warblers: Does Rainfall Matter?. The Condor. 2004; 106(4): 744-760. Accessed 28/01/2019. Doi: 10.1093/condor/106.4.744.
40. White TC. Role of food, wear and climate in limiting abundance of animals. Biological Reviews of the Cambridge Philosophical Society. 2008; 83(3): 227-248. Accessed: 27/01/2019. Doi: 10.1111/j.1469-185X.2008.00041.x.
41. Navarro A, Benítez H. El dominio del aire. 216. La Ciencia desde México. Fondo de Cultura Económica SEP-CONACYT, Edición 1ª. México D.F., México: 1995; 138.
42. Quilarque E, Marín G, Carvajal Y, Ferrer H. Componentes de la dieta de *Sporophila minuta*, *S. intermedia* (emberizidae), *Myiozetetes similis* y *Elaenia flavogaster* (Tyrannidae), en un ecotono bosque palustre-basimontano de Venezuela. Boletín del Centro de Investigaciones Biológicas. 2010; 44(2): 161-172. Accessed 28/01/2019. <https://produccioncientificaluz.org/index.php/boletin/article/view/261>.

Author's address

Jessica Nathalia Sánchez-Guzmán

Grupo de Investigación en Zoología, Facultad de Ciencias, Universidad del Tolima.

Ibagué, Colombia.

jnsanchez@ut.edu.co

Sergio Losada-Prado

Grupo de Investigación en Zoología, Facultad de Ciencias, Universidad del Tolima.

Ibagué, Colombia.

slosada@ut.edu.co